

Step-by-step Procedure for the E-voting

PCP Bicol Chapter

1 Navigate to pcpbicol.com

2 To login: **Your username** is your PRC Number, please do not include the 0s before the PRC#. **Your password** is the first 3 letters of your first name (capital letters) followed by your PRC number without space.

Example:

Name: Juan Dela Cruz ; PRC # 012345

Your Username: 12345

Your Password: JUA12345

not include the
your first 3
lowed by your

Login to your account.

12345

JUA12345

Show Password

Sign In





Looking for Election Manual? [Check here](#)

3 Please check the box of the nominee you are voting for, then click **Submit**

BALLOT


BOARD OF DIRECTORS

ⓘ Please vote 1 candidate(s). You voted 0 candidate(s)

	<input checked="" type="checkbox"/>	<input type="text"/>
	<input type="checkbox"/>	<input type="text"/>
	<input type="checkbox"/>	<input type="text"/>
	<input type="checkbox"/>	<input type="text"/>

4 Review your vote then **submit and finalize your vote**

BOARD OF DIRECTORS

	<input type="text"/>
---	----------------------

5

A confirmation message will be displayed upon submission of your vote. You will only be allowed to vote once.

BALLOT

Thank you! You have successfully voted.
The results of the election will be available shortly after the election closes.